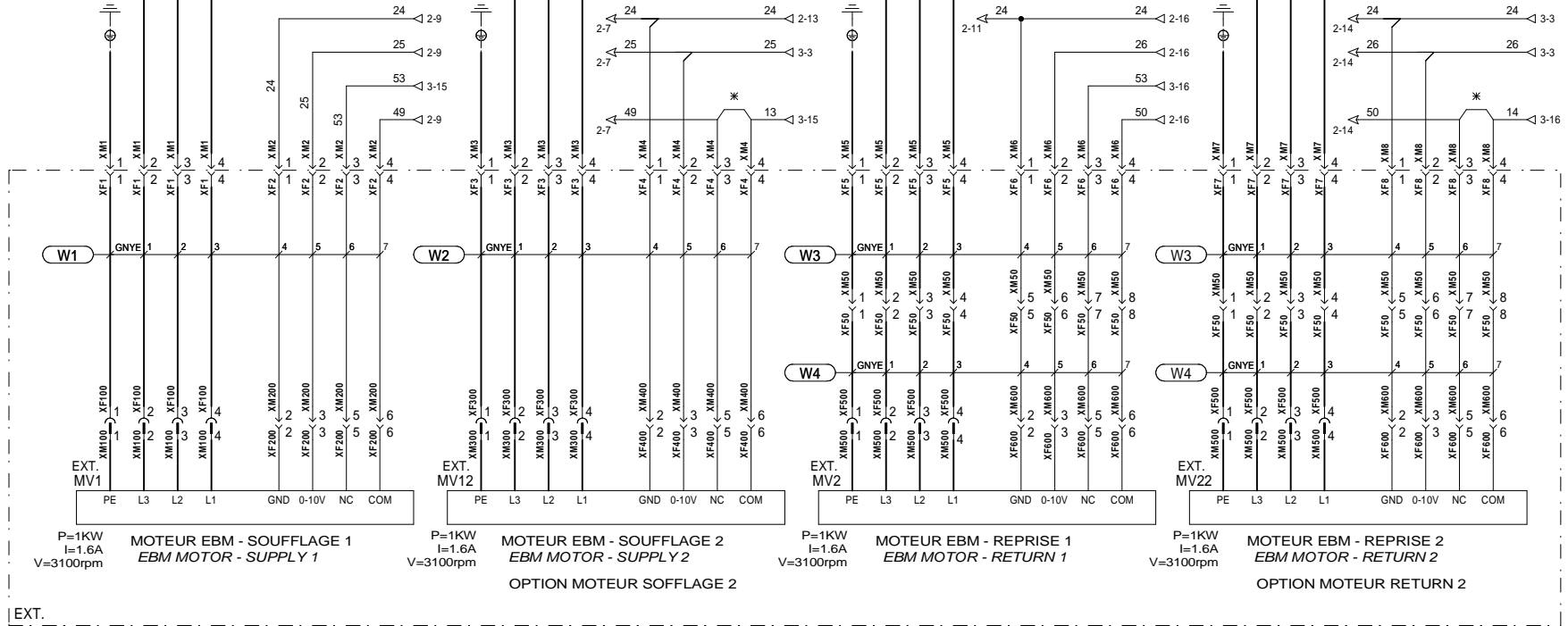


ALIMENTATION 3 ~ 400V 50Hz
 RACCORDEMENT SUR
 L'INTERRUPTEUR GENERAL
 MAIN SUPPLY 3 ~ 400V 50Hz
 CONNECTING IN MAIN
 SWITCH ISOLATOR



* Avec moteur MV12 et/ou MV22 supprimer le shunt
 Sans moteur MV12 et/ou MV22 faire le shunt
 With motor MV12 and/or MV22 suppress the shunt
 Without motor MV12 and/or MV22 make the shunt

COF. REGUL.

DESIGNATION :
 DESIGNATION :

PUISSANCE
 POWER

NUMERO DE SCHEMA
 DIAGRAM NUMBER

7432167

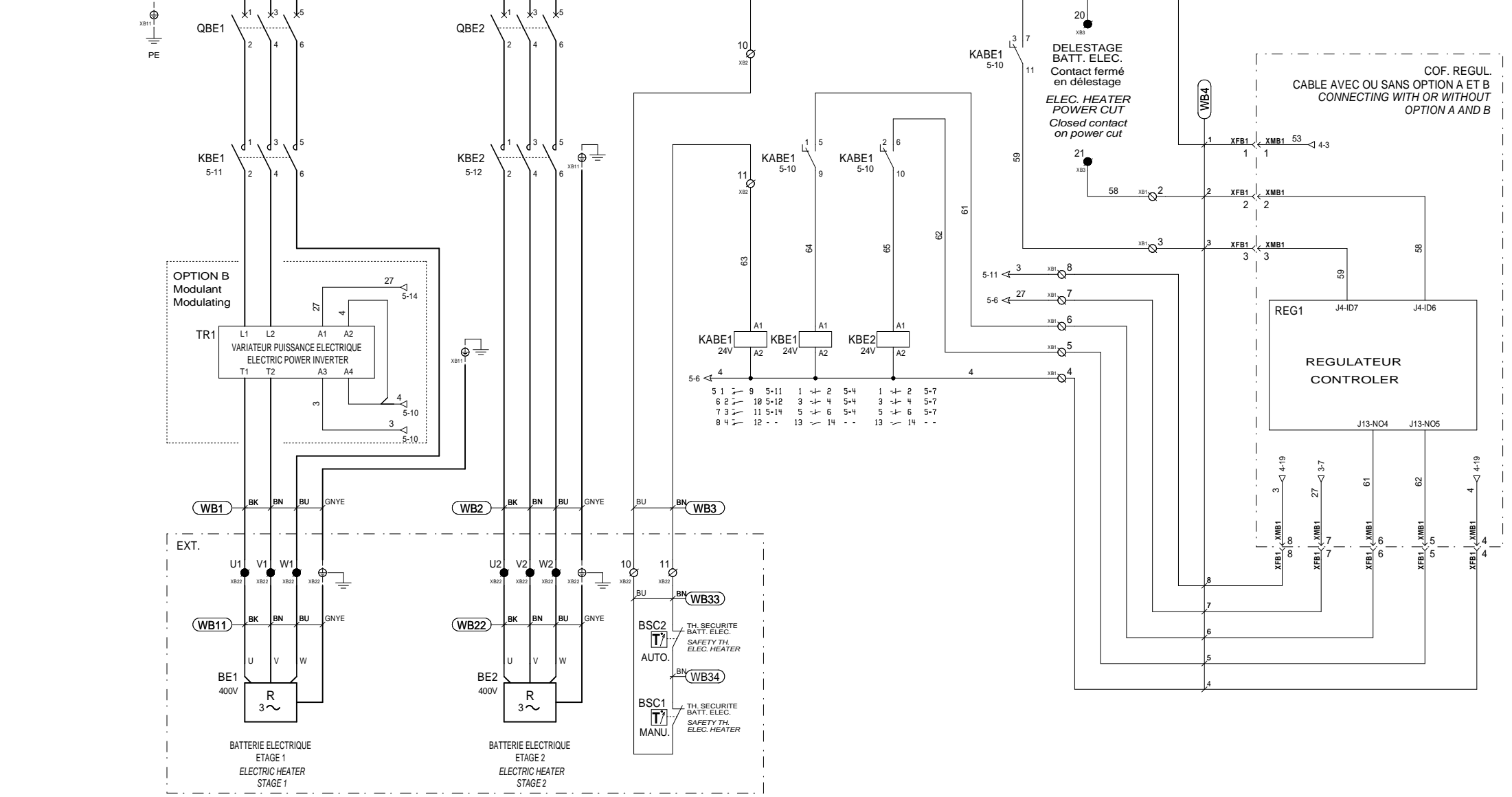
INDICE
 INDEX

00

FOLIO
 FOLIO

2 / 11

ALIMENTATION 3 ~ 400V 50Hz
 RACCORDEMENT SUR
 L'INTERRUPTEUR GENERAL
 MAIN SUPPLY 3 ~ 400V 50Hz
 CONNECTING IN MAIN
 SWITCH ISOLATOR



COF. BATT. ELEC.

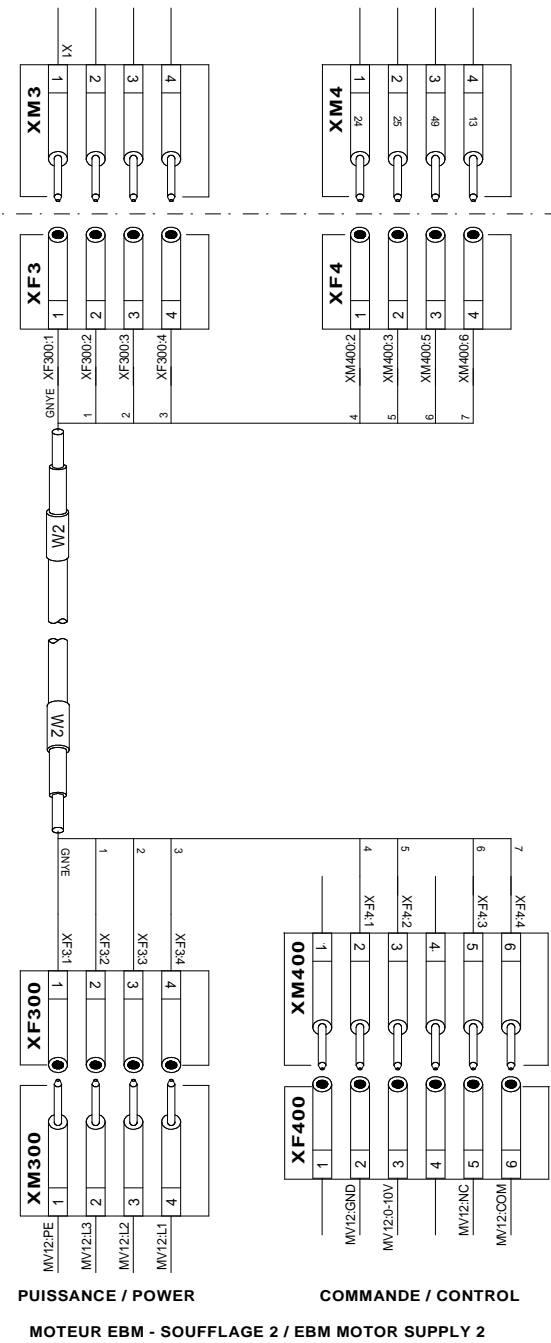
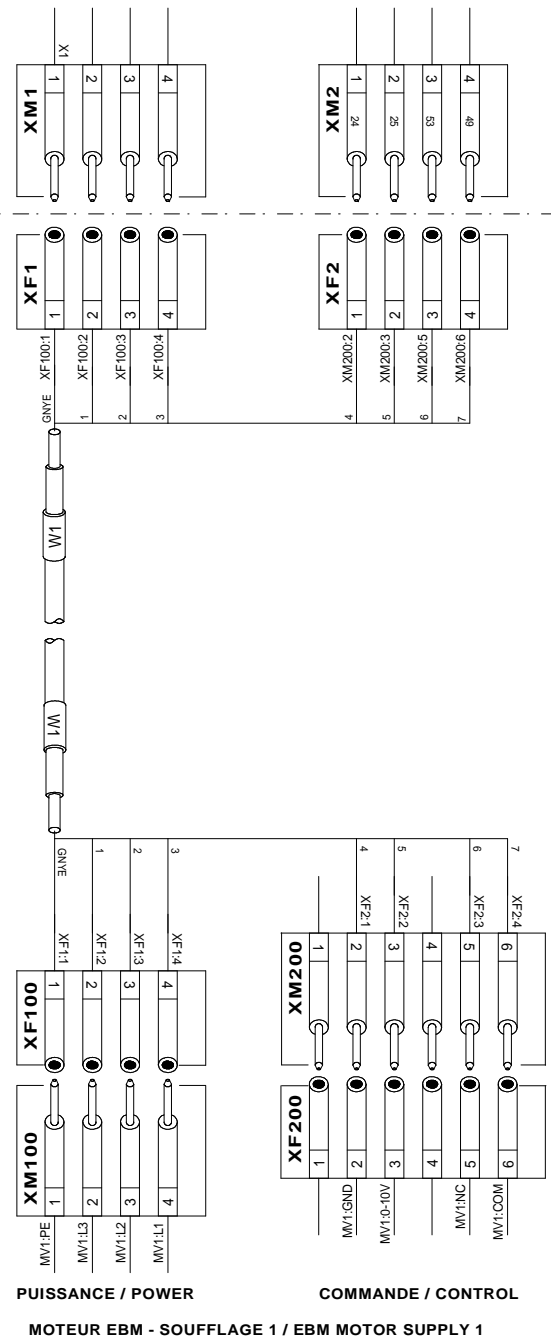
DESIGNATION :
 DESIGNATION :
OPTION A ET B - BATTERIE ELECTRIQUE 2 ETAGE (A) ET MODULANTE (B)
OPTION A AND B - 2 STAGES ELECTRIC HEATER (A) AND MODULATING (B)

**OPTION A ET B - BATTERIE ELCTRIQUE
 ELECTRIC HEATER - OPTION A AND B**

NUMERO DE SCHEMA DIAGRAM NUMBER	INDICE INDEX	FOLIO FOLIO
7432167	00	5 / 11

**COFFRET
REGULATION
CONTROL
ELECTRIC BOX**

**COFFRET
REGULATION
CONTROL
ELECTRIC BOX**



DESIGNATION :
DESIGNATION :

**CONNECTEURS MOTEURS SOUFFLAGE
SUPPLY MOTORS CONNECTORS**

NUMERO DE SCHEMA
DIAGRAM NUMBER

7432167

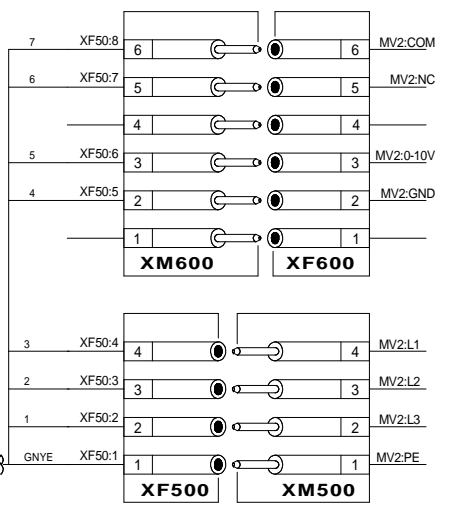
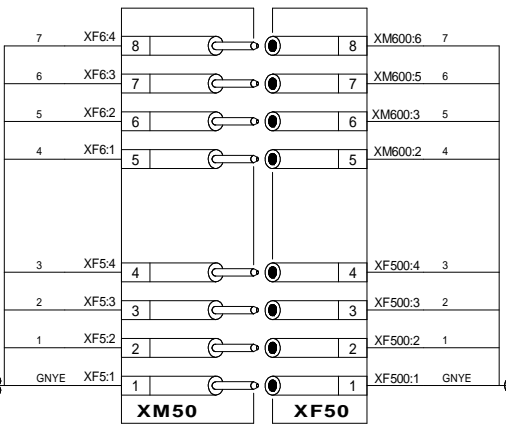
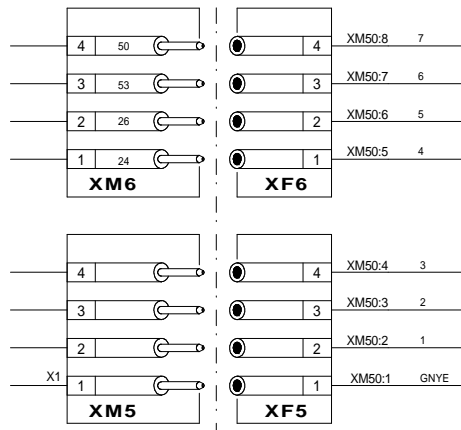
INDICE
INDEX

00

FOLIO
FOLIO

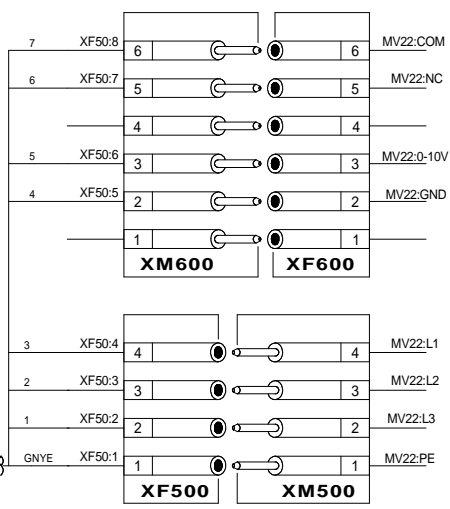
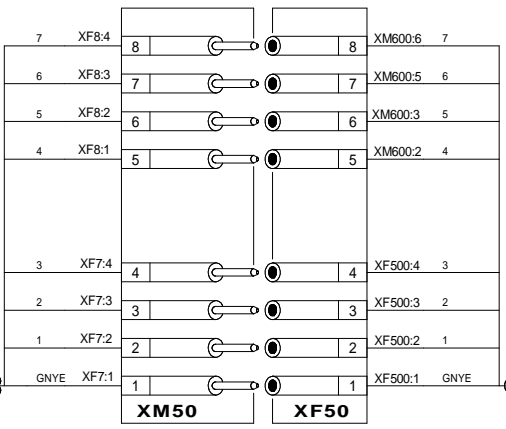
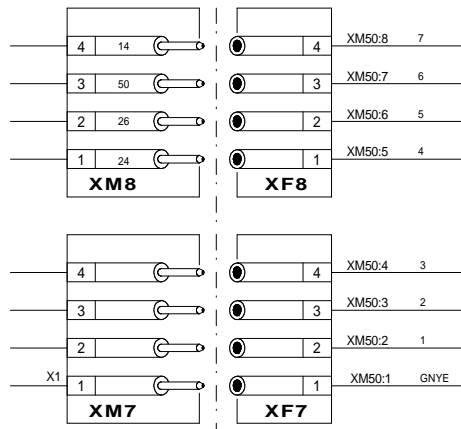
6 / 11

**COFFRET
REGULATION
CONTROL
ELECTRIC BOX**



COMMANDE / CONTROL
 PUISSANCE / POWER
 MOTEUR EBM - REPRISE 1 / EBM MOTOR RETURN 1

**COFFRET
REGULATION
CONTROL
ELECTRIC BOX**



COMMANDE / CONTROL
 PUISSANCE / POWER
 MOTEUR EBM - RETURN 2 / EBM MOTOR RETURN 2

DESIGNATION :
 DESIGNATION :

**CONNECTEURS MOTEURS REPRISE
 RETURN MOTORS CONNECTORS**

NUMERO DE SCHEMA
 DIAGRAM NUMBER

7432167

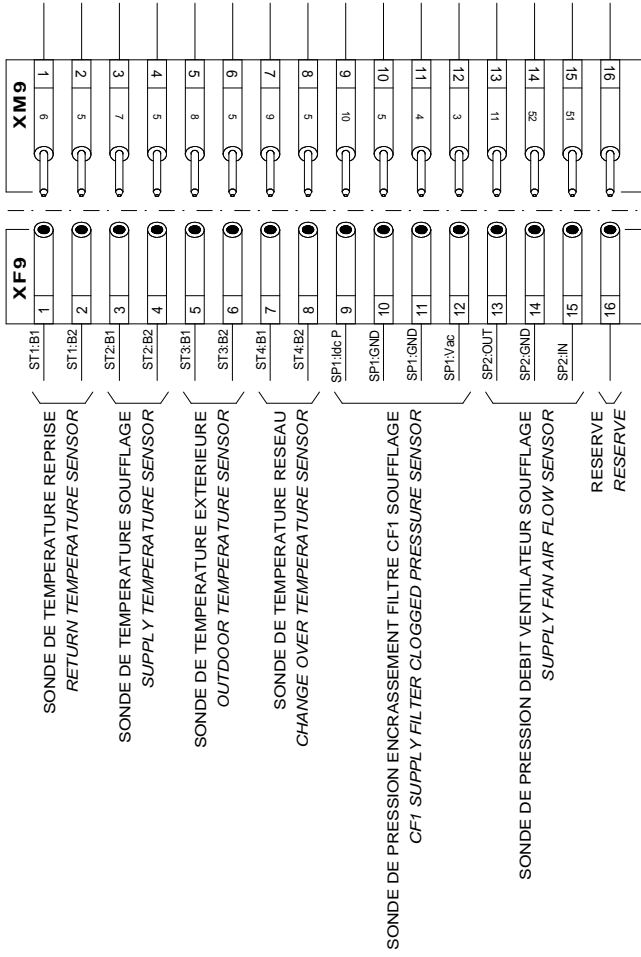
INDICE
 INDEX

00

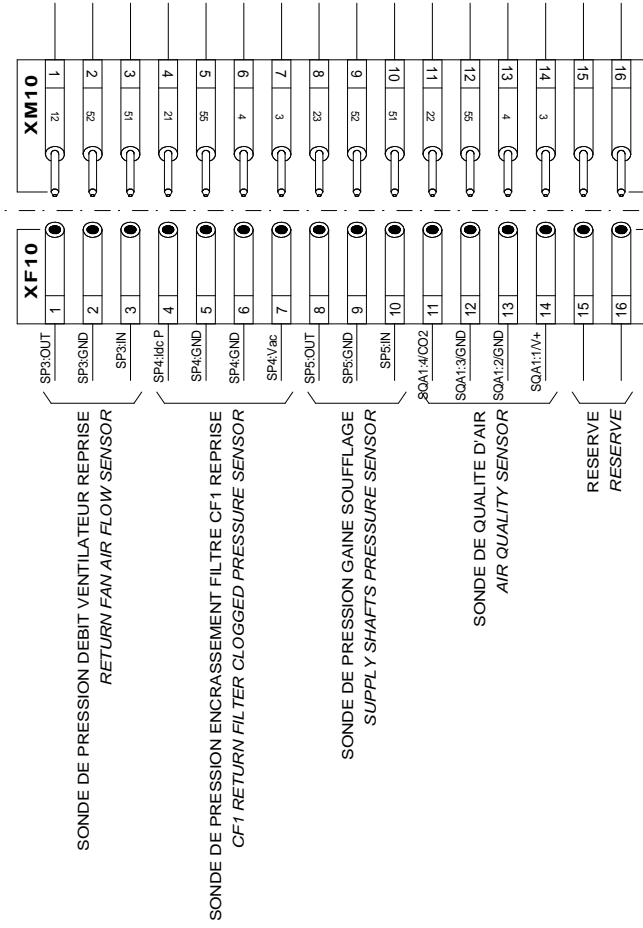
FOLIO
 FOLIO

7/11

**COFFRET
REGULATION
CONTROL
ELECTRIC BOX**



**COFFRET
REGULATION
CONTROL
ELECTRIC BOX**



DESIGNATION :
DESIGNATION :

**CONNECTEURS XM/XF9 ET XM/XF10
XM/XF9 AND XM/XF10 CONNECTORS**

NUMERO DE SCHEMA
DIAGRAM NUMBER

7432167

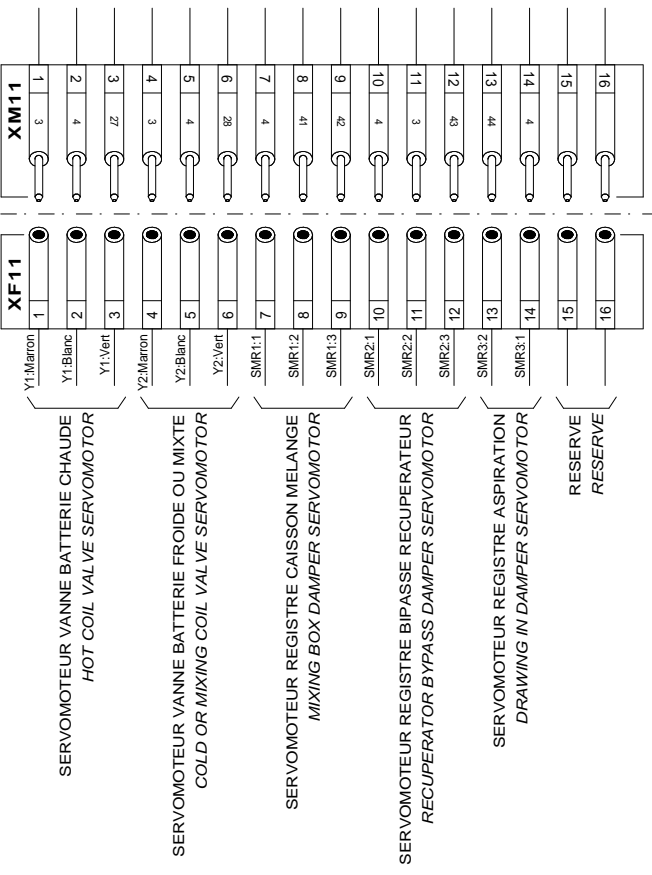
INDICE
INDEX

00

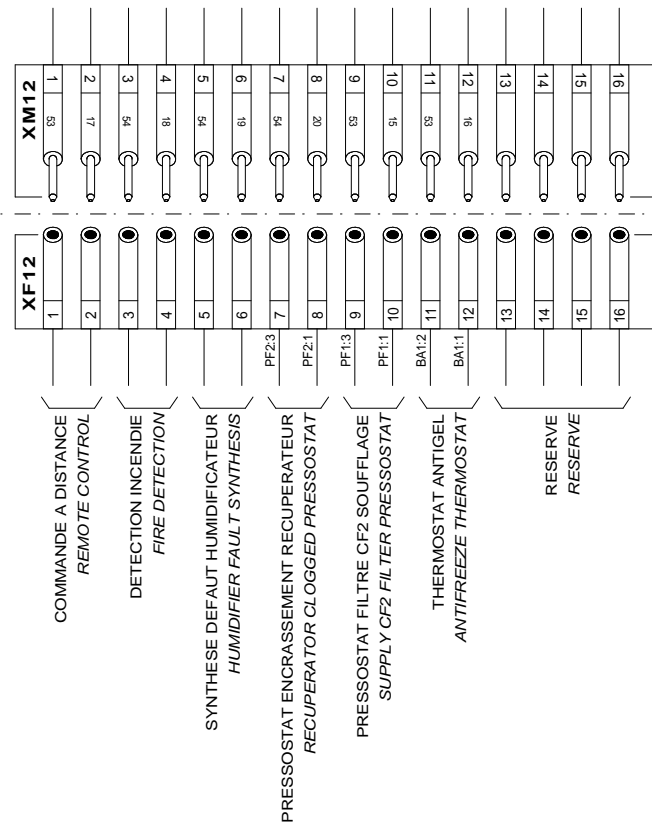
FOLIO
FOLIO

8 / 11

**COFFRET
REGULATION
CONTROL
ELECTRIC BOX**



**COFFRET
REGULATION
CONTROL
ELECTRIC BOX**



COF. REGUL.

DESIGNATION :
DESIGNATION :

**CONNECTEURS XM/XF11 ET XM/XF12
XM/XF11 AND XM/XF12 CONNECTORS**

NUMERO DE SCHEMA
DIAGRAM NUMBER

7432167

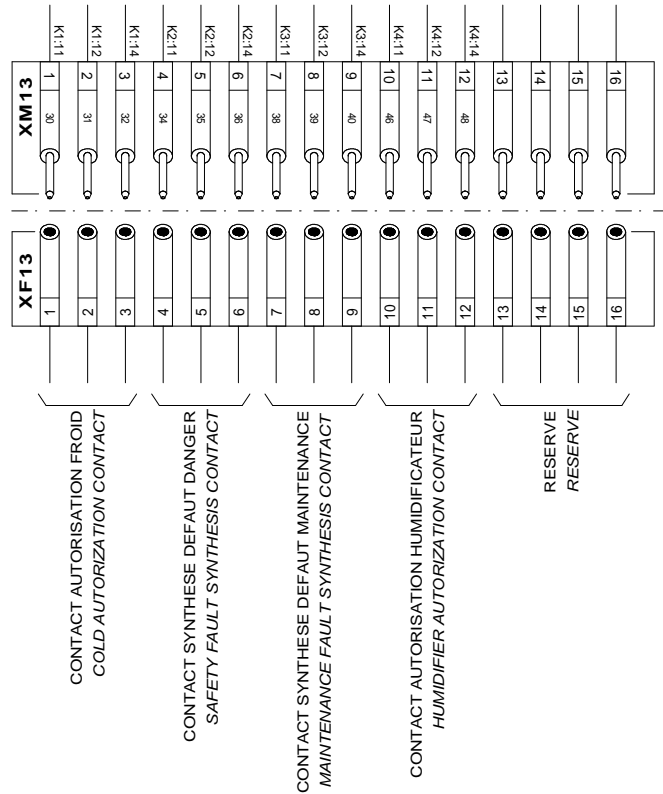
INDICE
INDEX

00

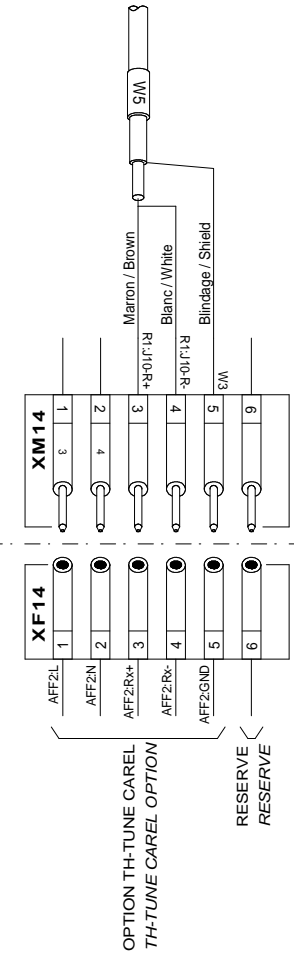
FOLIO
FOLIO

9/11

**COFFRET
REGULATION
CONTROL
ELECTRIC BOX**



**COFFRET
REGULATION
CONTROL
ELECTRIC BOX**



COF. REGUL.

DESIGNATION :
DESIGNATION :

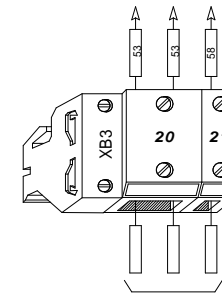
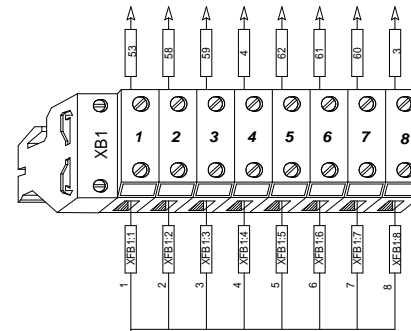
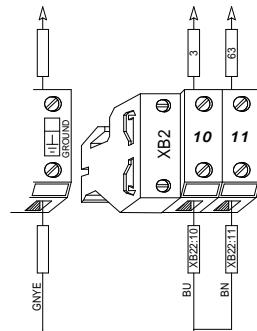
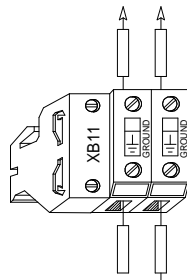
**CONNECTEURS XM/XF13 ET XM/XF14
XM/XF13 AND XM/XF14 CONNECTORS**

NUMERO DE SCHEMA
DIAGRAM NUMBER
7432167

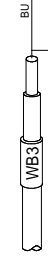
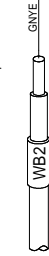
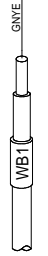
INDICE
INDEX
00

FOLIO
FOLIO
10/11

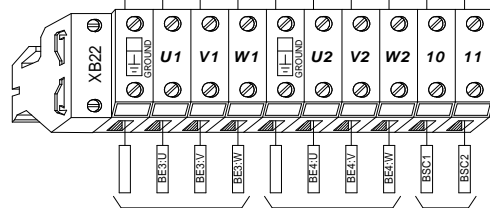
**COFFRET
BATTERIE
ELECTRIQUE
ELECTRIC
HEATER
ELECTRIC
BOX**



**COFFRET
BATTERIE
ELECTRIQUE
ELECTRIC
HEATER
ELECTRIC
BOX**



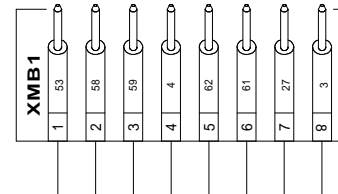
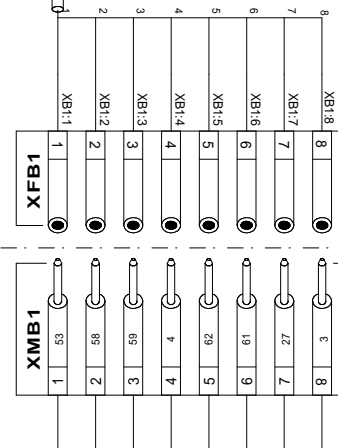
DELESTAGE BATTERIE ELECTRIQUE
LECTRIC HEATER POWER CUT



ETAGE1
ELECTRIC HEATER
STAGE 1

ETAGE2
ELECTRIC HEATER
STAGE 2

THERMOSTATS
SECURITE
SAFETY
THERMOSTATS



**COFFRET
REGULATION
CONTROL
ELECTRIC
BOX**

**BATTERIE
ELECTRIQUE
ELECTRIC
HEATER**

DESIGNATION :
DESIGNATION :

OPTION A ET B - BATTERIE ELECTRIQUE 2 ETAGE (A) ET MODULANTE (B)

OPTION A AND B - 2 STAGES ELECTRIC HEATER (A) AND MODULATING (B)

**RACCORDEMENT BATTERIE ELECTRIQUE
ELECTRIC HEATER CONNECTING**

NUMERO DE SCHEMA
DIAGRAM NUMBER

7432167

INDICE
INDEX

00

FOLIO
FOLIO

11 / 11